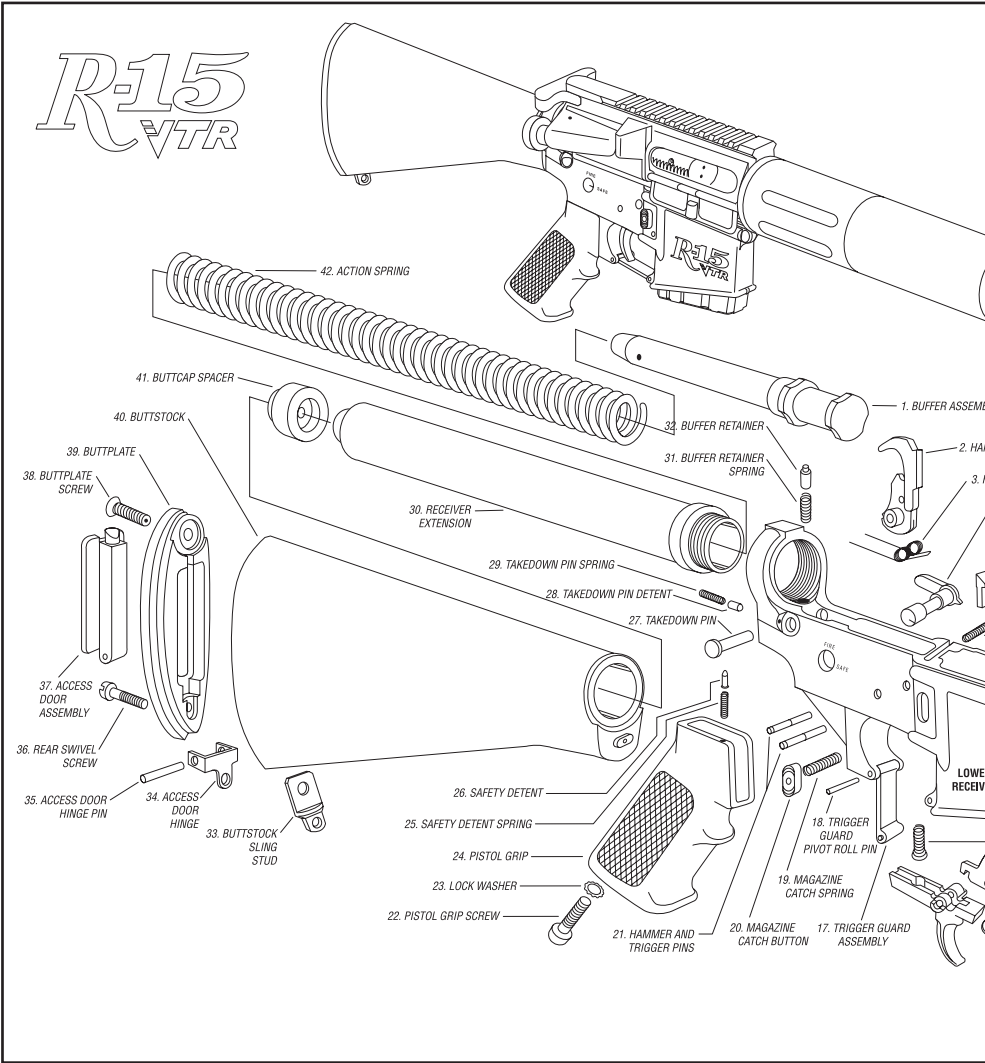


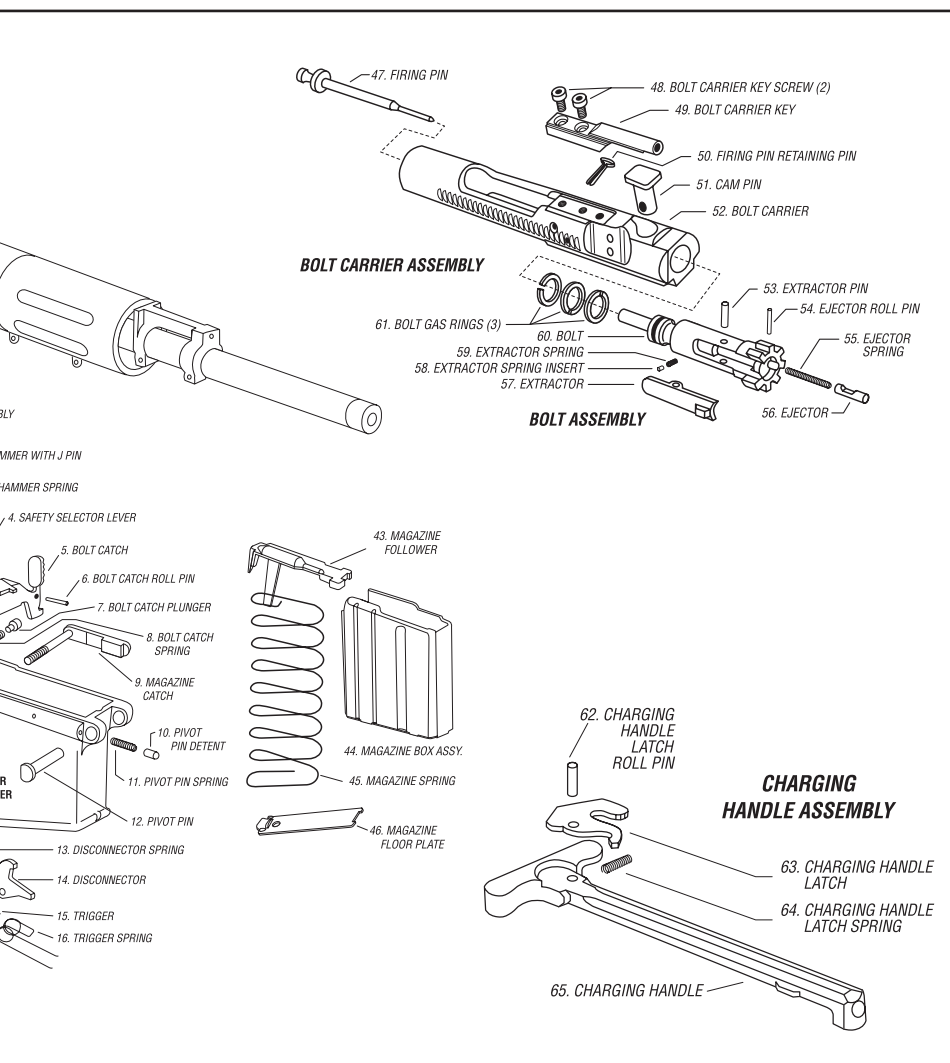
# PARTS LIST

## Remington R-15 VTR Modular Repeating Rifle Exploded View

### List of R-15 VTR Components



- |                          |                                  |                             |                            |
|--------------------------|----------------------------------|-----------------------------|----------------------------|
| 1. buffer assembly       | 10. pivot pin detent             | 19. magazine catch spring   | 28. takedown pin detent    |
| 2. hammer with j pin     | 11. pivot spring spring          | 20. magazine catch button   | 29. takedown pin spring    |
| 3. hammer spring         | 12. pivot pin                    | 21. hammer and trigger pins | 30. receiver extension     |
| 4. safety selector lever | 13. disconnecter spring          | 22. pistol grip screw       | 31. buffer retainer spring |
| 5. bolt catch            | 14. disconnecter                 | 23. lock washer             | 32. buffer retainer        |
| 6. bolt catch roll pin   | 15. trigger                      | 24. pistol grip             | 33. buttstock sling stud   |
| 7. bolt catch plunger    | 16. trigger spring               | 25. safety detent spring    | 34. access door hinge      |
| 8. bolt catch spring     | 17. trigger guard assembly       | 26. safety detent           | 35. access door hinge pin  |
| 9. magazine catch        | 18. trigger guard pivot roll pin | 27. takedown pin            | 36. rear swivel screw      |

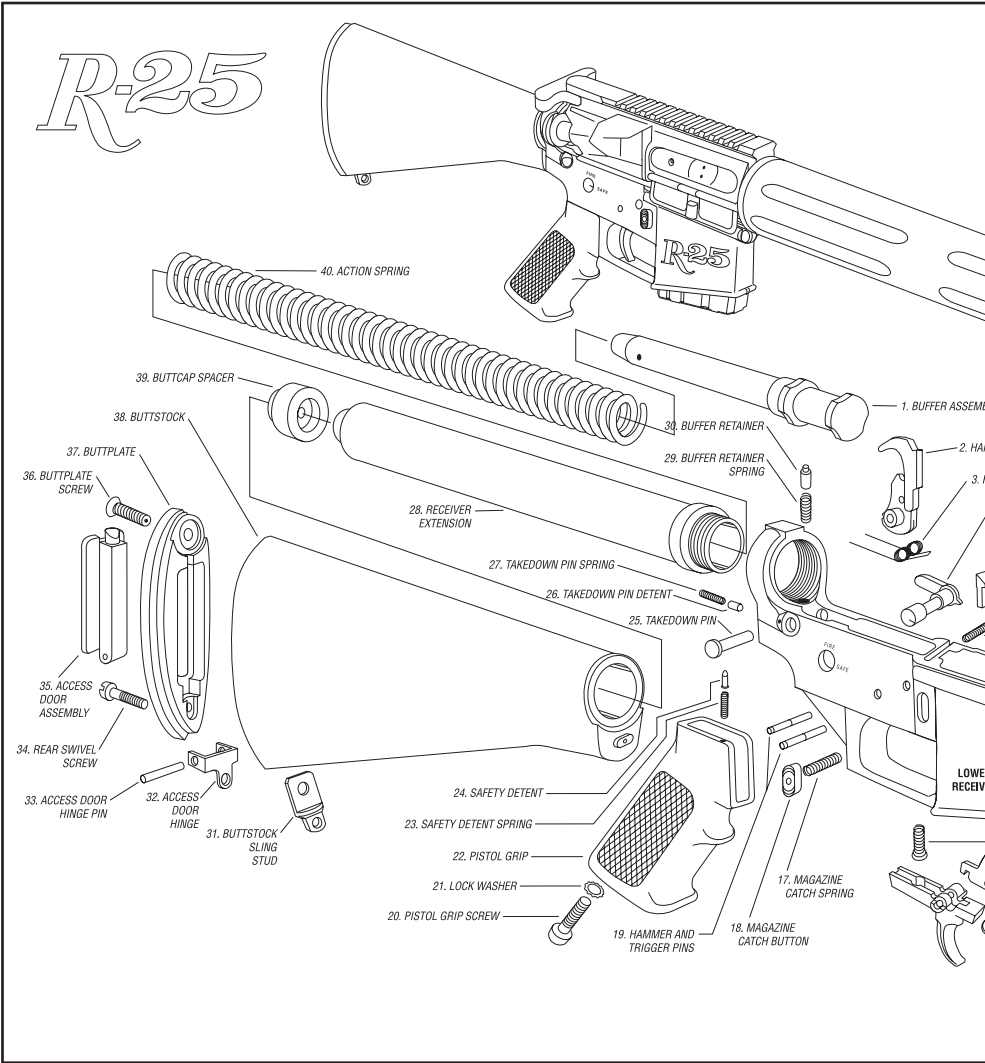


- |                           |                                |                                    |
|---------------------------|--------------------------------|------------------------------------|
| 37. access door assembly  | 47. firing pin                 | 57. extractor                      |
| 38. buttplate screw       | 48. bolt carrier key screw (2) | 58. extractor spring insert        |
| 39. buttplate             | 49. bolt carrier key           | 59. extractor spring               |
| 40. buttstock             | 50. firing pin retaining pin   | 60. bolt                           |
| 41. buttcap spacer        | 51. cam pin                    | 61. bolt gas rings                 |
| 42. action spring         | 52. bolt carrier               | 62. charging handle latch roll pin |
| 43. magazine follower     | 53. extractor pin              | 63. charging handle latch          |
| 44. magazine box assembly | 54. ejector roll pin           | 64. charging handle latch spring   |
| 45. magazine spring       | 55. ejector spring             | 65. charging handle                |
| 46. magazine floor plate  | 56. ejector                    |                                    |

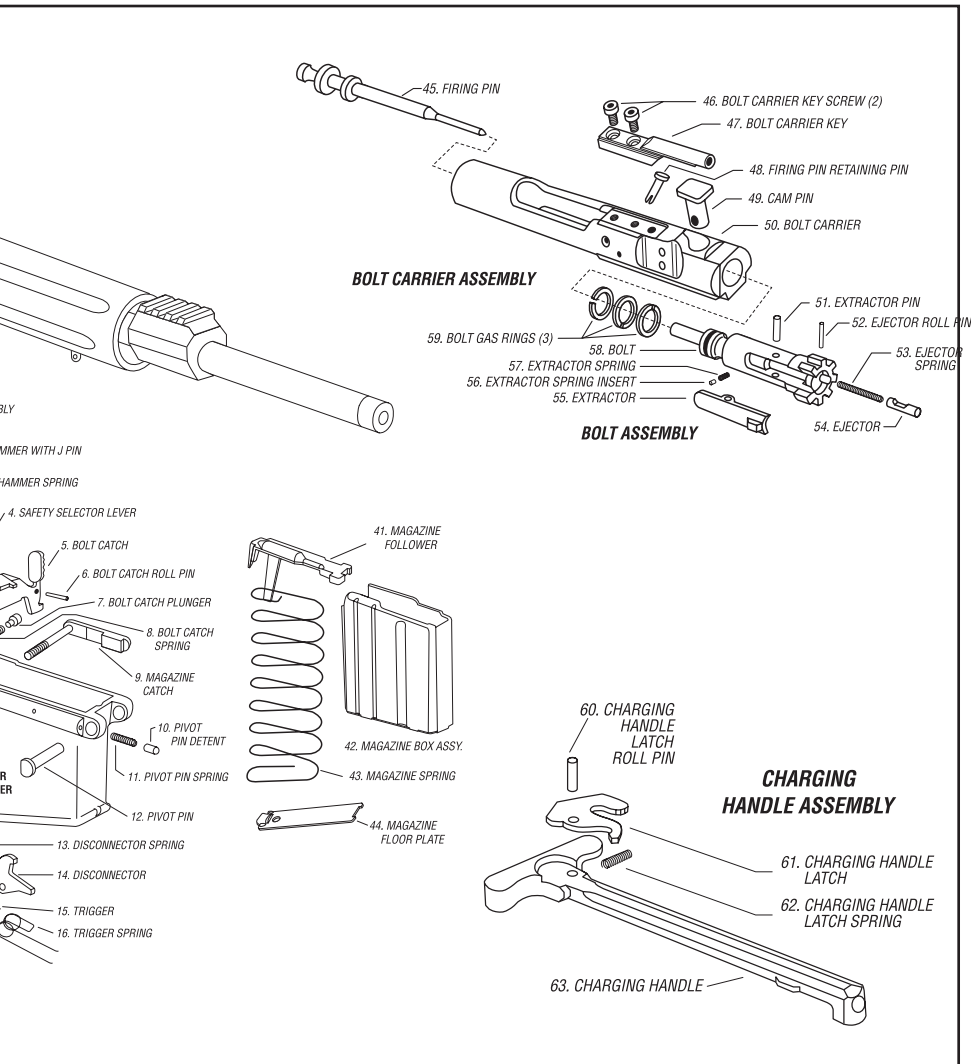
# PARTS LIST

## Remington R-25 Modular Repeating Rifle Exploded View

### List of R-25 Components



- |                          |                           |                             |                            |
|--------------------------|---------------------------|-----------------------------|----------------------------|
| 1. buffer assembly       | 10. pivot pin detent      | 19. hammer and trigger pins | 28. receiver extension     |
| 2. hammer with j pin     | 11. pivot spring spring   | 20. pistol grip screw       | 29. buffer retainer spring |
| 3. hammer spring         | 12. pivot pin             | 21. lock washer             | 30. buffer retainer        |
| 4. safety selector lever | 13. disconnecter spring   | 22. pistol grip             | 31. buttstock sling stud   |
| 5. bolt catch            | 14. disconnecter          | 23. safety detent spring    | 32. access door hinge      |
| 6. bolt catch roll pin   | 15. trigger               | 24. safety detent           | 33. access door hinge pin  |
| 7. bolt catch plunger    | 16. trigger spring        | 25. takedown pin            | 34. rear swivel screw      |
| 8. bolt catch spring     | 17. magazine catch spring | 26. takedown pin detent     |                            |
| 9. magazine catch        | 18. magazine catch button | 27. takedown pin spring     |                            |



- 35. access door assembly
- 36. buttplate screw
- 37. buttplate
- 38. buttstock
- 39. buttcap spacer
- 40. action spring
- 41. magazine follower
- 42. magazine box assembly
- 43. magazine spring
- 44. magazine floor plate

- 45. firing pin
- 46. bolt carrier key screw (2)
- 47. bolt carrier key
- 48. firing pin retaining pin
- 49. cam pin
- 50. bolt carrier
- 51. extractor pin
- 52. ejector roll pin
- 53. ejector spring
- 54. ejector

- 55. extractor
- 56. extractor spring insert
- 57. extractor spring
- 58. bolt
- 59. bolt gas rings
- 60. charging handle latch roll pin
- 61. charging handle latch
- 62. charging handle latch spring
- 63. charging handle

# Magazine Disassembly/Reassembly

---

Most Mil. Spec. design M-16 / AR-15 type Magazines can be disassembled for cleaning. The Magazine Spring, Magazine Follower and Magazine Baseplate can be replaced if broken or excessively worn.

1. To disassemble Magazine, pry up on bottom of Baseplate using a punch, and push indentations in Baseplate past Magazine Body. **(picture 48)**
2. Slide Baseplate out of Magazine Body. **(picture 49)**




Picture 48



Picture 49

3. Remove Magazine Spring and Follower out of magazine box body. **(picture 50)**  
**TO CLEAN and LUBRICATE:** Wipe all dirt from the Magazine Body, Spring, Baseplate and Follower. Then lightly lubricate the Spring.  
**REASSEMBLY** is the REVERSE of these steps. Make sure to slide the base under all four tabs until it snaps back under the catch.  
**NOTE:** Do not remove Follower from Spring.



Picture 50